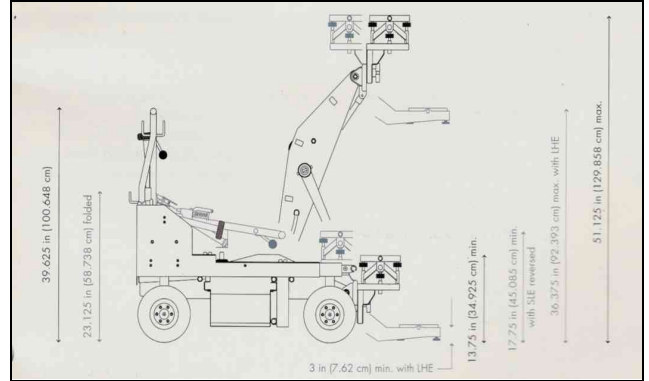
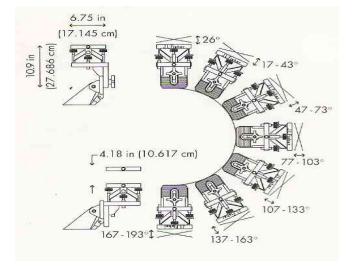


Length 101,6 εκ. Width (open wheels) 65,4 εκ. Width (closed wheels) 51,75 εκ.  
 Maximum Height (with leveling head) 129,85 εκ.  
 Minimum Height (with leveling head) 34,92 εκ.  
 Minimum Height (with low leveling head) 7,62 εκ.  
 Boom travel 84,77 εκ.



Multi Position Leveling Head \*



Low Leveling Head\*



Adaptor for 150mm Bowl



Risers 31.75 cm. & 16.51 cm.\*



Rotating Offset\*

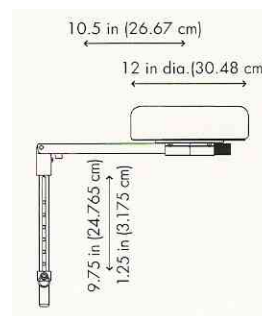


Offsets 25.4 cm. & 60.96 cm.\*

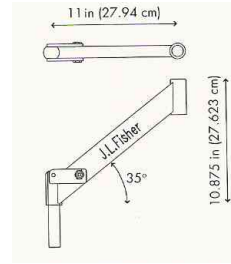


\* Mitchell Mount

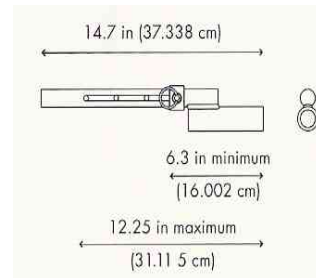
1 Large and 1 Small Seat



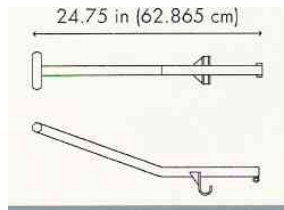
45° Seat Riser



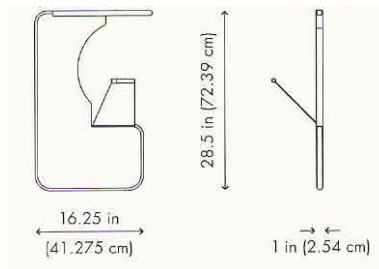
Seat Riser



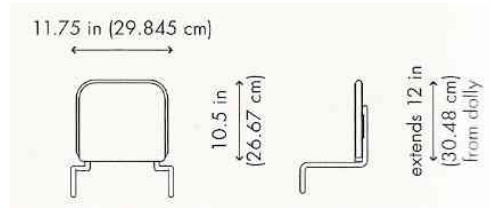
Carrying Handles Front and Back



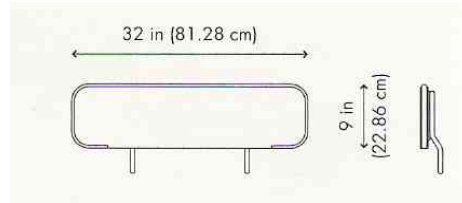
Front Low Boards  
72,39 cm. X 41,27cm.



Low Side Boards  
29,84 cm. X 26,67cm.



Side Boards  
81,28cm. X 22,86cm.k.



Diving Boards  
108,58 cm X 25,4 cm  
108,58 cm. X 25,4 cm.



Hand Pump



Crab, Rear and Round Steering Modes



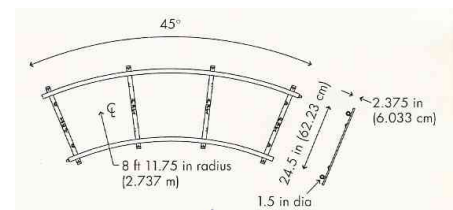
Euro Boss



Folded Down



TRACK



\* All Heads are Mitchell Mount

7 x 2,43 m. Straight track 1  
x 1,219 m. Straight track  
1 x,914 m. Straight track  
1 x ,61 m. Straight track



2 x Track Ramps



### **PACKING & OTHER**

18 x Apple boxes (3 sets of 6 sizes)

Basso blocks (paganinis)

Wedges

1x rostrum approx. 1.10 width 1.20 length 1.20 height

Straps ropes ect.

### **OTHER EQUIPMENT**

Hostess side car mount

G.F.M. Bangee, 1 meter with extra 2 meter tubes